

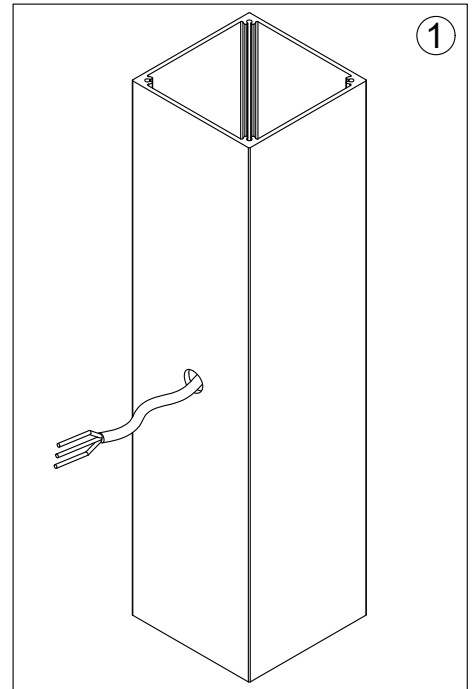
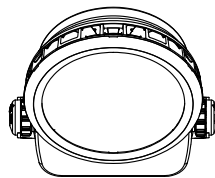
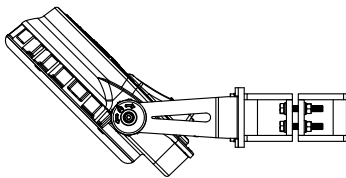
INSTALLATION AND SERVICE MANUAL

LIGMAN
NORTH AMERICA

For Installation of Quantum 2 Medium Yoke Mount + Pole Clamp (PC) Square Pole 5"x5"
Model. UQA-500xx

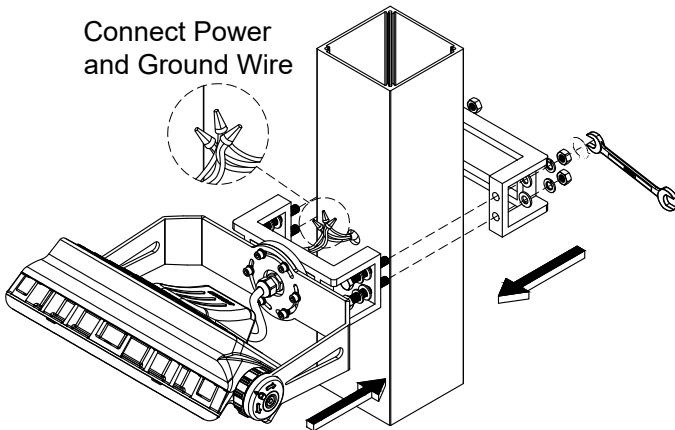
Product drawing (dimensions)

SUITABLE FOR WET LOCATIONS

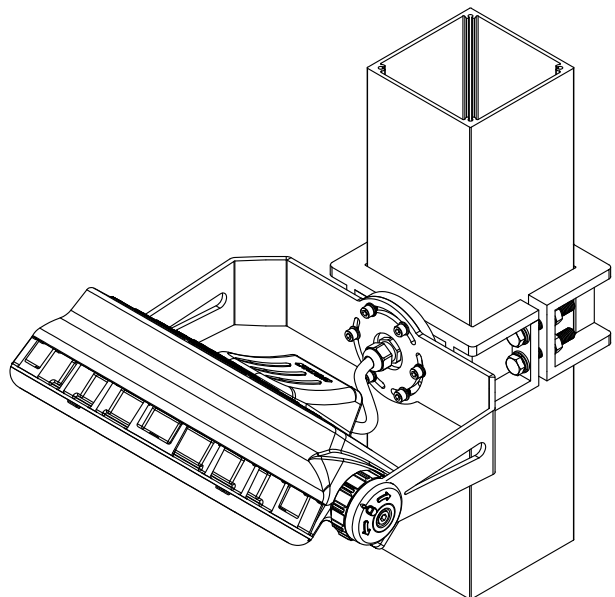


②

Connect Power
and Ground Wire



③



Notice to installer :

- 1.WIRING INSTRUCTIONS** Warning : RISK OF FIRE AND ELECTRICAL SHOCK. : FIXTURE MUST BE INSTALLED BY A QUALIFIED ELECTRICIAN ONLY>FIXTURE IS INTENDED FOR INSTALLATION IN ACCORDANCE WITH THE NATIONAL ELECTRICAL CODE, LOCAL AND FEDERAL CODE SPECIFICATIONS. DISCONNECT POWER BEFORE SERVICING.
- 2.This fixture has a VOLTAGE SPECIFIC BALLAST,Check that the supply voltage is the same as the installed ballast voltage.**

Ligman Lighting USA

7144 NE Progress Court, Hillsboro
Oregon, 97124, USA
Tel : 503 645 0500 | Fax : 503 645 8100